

aprilia

DORSODURO
1200


DORSODURO
1200 ATC/ABS

**EXPLORER
SIVELLO**

DORSODURO

1200





1200cc

DORSODURO 1200: THERE'S NEVER BEEN A MAXI-MOTARD ANYTHING LIKE IT.
An explosion of power, handling and adrenaline that redefines the standards for the class and pushes back the boundaries of fun and heart-pounding excitement. An all-new 1200 cc engine for superior performance in any situation. Impeccable control in true Aprilia style, thanks to the accuracy of the chassis architecture and high quality of its componentry. Unmistakeable, aggressive no-compromise looks to stand out from the crowd and to remind you that this truly is something special. Enjoy the best that life has to offer with the DORSODURO 1200.



DORSODURO
1200


MAD POWER

Engineered and built entirely by Aprilia, the new dual spark 90° V-twin powering the DORSODURO 1200 delivers simply mind-bending power and low end torque. 130 hp of undiluted exhilaration translating into a pure adrenaline rush each time you twist the throttle, but with unparalleled control and rideability guaranteed by the Ride-by-Wire system and Aprilia Traction Control (available in a specific version in conjunction with ABS).

The extremely compact width of the latest generation longitudinal 90° V-twin liquid-cooled engine, with double overhead camshafts driven by a mixed gear-chain timing system and offset cylinders, made it possible to create a slim and extremely agile bike. The dual spark ignition system ensures smoother, more uniform power delivery and allows the engine to deliver an impressive torque of 11.7 Kg in an almost completely flat torque curve. And with maximum torque already available at low revs, the explosive, no-compromise character of this bike is unleashed the instant you twist the throttle.

FUN TECHNOLOGY

The exuberant engine powering the DORSODURO 1200 features a latest generation Ride-by-Wire system that ensures optimum torque delivery at any given time: Whether during relaxed riding in city traffic, or when you decide to unleash your ego and explore the wilder side of the bike's character.



RIDE-BY-WIRE

TRI-MAP: ONE BIKE, THREE DIFFERENT PERSONALITIES

Simply close the throttle and press a button to choose which bike you want to enjoy today: making wishes come true has never been so easy.

- SPORT** - extreme, for when you want to put yourself to the test with immediate and direct explosive power.
- TOURING** - smooth, for making full use of the shattering power of the 1200 cc engine in all conditions.
- RAIN** - balanced, with power reigned in to 100 hp for maximum fun even in poor grip or wet conditions.




SPORT

TOURING

RAIN

TRI-MAP



HYDRAULIC CLUTCH

Just one of the many cutting edge technological solutions used on the bike: the hydraulic clutch ensures precise and perfectly smooth release. The clutch is also self-adjusting, meaning that it needs no maintenance.



TRI-MAP BUTTON

DORSODURO
1200

**DORSODURO
1200**

EXTREME HANDLING

DORSODURO 1200 is a direct link to your ego. An agile muscle bike that you ride with your whole body, in true Motard style. The perfect weapon for the rider who wants to enjoy road riding relying on the precision and effectiveness ensured by a superlative chassis architecture that embodies all of Aprilia's experience, and a traction control system specifically tailored for the astonishing performance of the engine (specific version).



BREMBO RADIAL CALLIPERS

Derived directly from racing, the dual 320 mm front and single 240 mm rear discs and the Brembo 4-piston radial callipers give the DORSODURO 1200 outstanding braking power with unparalleled modulability, while steel braided brake hoses ensure incredibly precise feedback.

STRENGTH AND LIGHTNESS

The aluminium and steel frame of the DORSODURO 1200 draws directly from Aprilia racing technology and from the brand's undisputed successes on the world's race tracks. The narrow trellis is designed specifically to complement the typical Motard riding style, with the bike gripped firmly between the legs, ensuring superior agility, precision and effectiveness. The aluminium used for the lateral frame plates, the shell mould cast swingarm and the saddle mount not only ensures maximum lightness, but also lends an attractive touch of exclusivity to the bike.

FULLY ADJUSTABLE SUSPENSION

The completely adjustable monoshock with separate piggyback canister is mounted laterally: this allowed the exhaust to be located under the saddle, benefiting both the design and the balance of the bike as well as affording easier access for adjustments. The upside down front fork of the DORSODURO 1200, with adjustable hydraulic compression and rebound damping as well as adjustable spring preload, lets you set the bike up for perfect suspension response in any situation, and to suit your riding style to a tee.



ABS VERSION WITH APRILIA TRACTION CONTROL (ATC)

Aprilia has developed a specific ABS system for the DORSODURO 1200 in collaboration with Continental. This is a two channel system that manages the front and rear brakes independently with a sophisticated electronic control unit monitoring the wheel speed in real time and specific calibration for "fun" use. This means that the rider can exploit the full power of the system and grip of the tyres with confidence in all conditions. The system can be disabled at any time by the rider.

DORSODURO 1200 is also the only maxi-motard on the market offered with Aprilia Traction Control (ATC): an exclusive traction control system working in conjunction with the sophisticated ABS system, which allows the rider to make full use of the performance of the exuberant 1200 cc engine, to tackle even the most challenging terrain and most difficult conditions in safety. When active, the system offers three different selectable traction control levels.

LEVEL 1 - for an extreme riding experience and maximum fun and adrenaline, when curbing the incredible power of the engine is the last thing on your mind.

LEVEL 2 - for total control in all terrain conditions and maximum thrill factor.

LEVEL 3 - ideal for tackling challenging conditions, such as slippery roads where grip is poor.

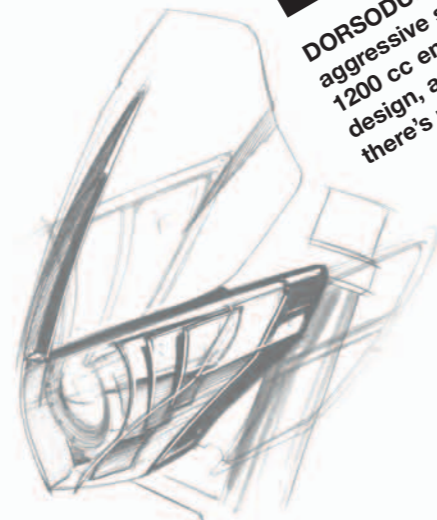
CHASSIS
+
MONOSHOCK
+
SWINGARM



**DORSODURO
1200**

NO COMPROMISE DESIGN

DORSODURO 1200 is an extreme machine in every aspect. Essential, aggressive styling that makes no concession to the superfluous, the new 1200 cc engine flaunted for all to see, a 15 litre fuel tank integrated into the design, a mean-looking exhaust system and an ultra-flat, sensual saddle: there's nothing else like it!



UNDERSADDLE EXHAUST

The silencer integrated into the tail fairing emphasises the purity of the design of the DORSODURO 1200 while also contributing to centralising masses and optimising weight distribution, for enhanced agility and balance.

HAND GUARDS AND RACE NUMBER PANEL

The generous dimensions of this unequivocal reference to motorsports offers superior wind protection.

FLAT SADDLE IN TRUE MOTARD STYLE

The unique design of the saddle of the DORSODURO 1200 lets you dominate the bike in any situation, allowing you to shift your body weight forward or backward rapidly and easily.



**DORSODURO
1200**



Make your DORSODURO 1200 even more fun, more exclusive and more distinctly yours with original Aprilia accessories to cater for your every possible need and to suit your riding style.

Choose from the range of Performance accessories and experience new levels of sports riding in safety with the Aprilia by Arrow exhaust system in titanium (Euro 3 compliant), fall guards and the clutch housing cover. Accentuate your bike's racing character with the adjustable license plate mount, a choice of accessories in carbon fibre and the lightweight final drive kit. Enhance the versatility, looks and practicality of your bike with passenger grab handles and a wide range of panniers, backpacks and cases created to cater for every possible load and travel need. Choose the new bike cover, emblazoned with the Dorsoduro logo and tailor made for this model, to protect your bike indoors.

Discover the range of Aprilia accessories at the website www.accessories.aprilia.com



DORSODURO 1200 ATC/ABS
APRILIA BLACK



DORSODURO 1200 ATC/ABS
GLAM WHITE



DORSODURO 1200
APRILIA BLACK



DORSODURO 1200
GLAM WHITE



Engine type

Aprilia four-stroke longitudinal 90° V-twin engine, liquid cooled, double overhead camshaft with mixed gear/chain timing system, four valves per cylinder.

Fuel

Unleaded petrol

Bore and stroke

106 x 67.8

Total engine capacity

1197 cc

Compression ratio

12.0 ± 0,5 : 1

Maximum power at crankshaft

130 hp (96 kW) at 8,700 rpm

Maximum torque at crankshaft

11.7 Kgm (115 Nm) at 7,200 rpm

Fuel system

Integrated engine management system. Injection with triple map Ride by Wire throttle management: Sport (S), Touring (T), Rain (R)

Ignition

Digital electronic ignition integrated with injection system

Start up

Electric

Exhaust system

100% stainless steel 2-in-2 exhaust system with dual catalytic converters and oxygen sensor

Alternator

450 W/6000 rpm

Lubrication

Wet sump

Gearbox

6 speeds, drive ratio:
14/36, 17/32, 20/30, 22/28, 23/26, 24/25

Clutch

Multiplate wet clutch, hydraulically operated

Primary drive

Chain. Drive ratio: 16/40

Secondary drive

A catena. Rapporto di trasmissione: 16/40

Chassis

Modular tubular steel frame fastened to aluminium side plates by high strength bolts.
Removable aluminium rear subframe

Front suspension

Ø 43 mm Sachs upside-down front fork with fully adjustable compression and rebound damping and spring preload. Wheel travel 160 mm.

Rear suspension

Aluminium alloy swingarm Piggy-back design Sachs hydraulic shock absorber with fully adjustable compression and rebound damping and spring preload. Wheel travel 155 mm.

Front brakes

Dual Ø 320 mm stainless steel floating discs.
Brembo four-piston radial callipers. Metal braided brake hose.

Rear brakes

Ø 240 mm stainless steel disc. Single piston Brembo calliper.
Metal braided brake hose. Two channel Continental ABS with Aprilia Traction Control (ATC) (specific version)

Wheel rims

Aluminium alloy;
Front: 3.50 X 17" Rear: 6.00 x 17"

Tyres

Radial tubeless tyres;
Front: 120/70 ZR 17; Rear: 180/55 ZR 17

Dimensions

Max. length 2248 mm
Max. width 925 mm (at outer edges of hand guards)
Max. height 1205 mm (at instrument panel brow)
Saddle height 870 mm
Wheelbase 1528 mm
Trail 118 mm
Steering angle 27.3°

Tank

15 litres (including 2.5 litre reserve)



The riders depicted herein are professionals and the photos of the bikes in action were taken in a location closed to public traffic.



DORSODURO 1200 is a environmentally friendly vehicle compliant with Euro 3 regulations for exhaust and noise emissions.

Drive safely always wearing a helmet and protective clothing. Observe the laws of the road and respect the environment. Carefully read the owners' handbook. Photographs, technical data, specifications and colours shown in this brochure refer to the Italian market version and may be subject to change without prior notice. Ask your official Aprilia dealers for full details. In order to maintain your machine in a safe and efficient manner, always demand official Aprilia Spare Parts, which are guaranteed by Aprilia Quality Service in respect of current legislation. E & O.E. Aprilia offers Aprilia Road Assistance, a call centre available 24 hours a day for information and road rescue. E. & O.E. Aprilia reserves the right to change colour/specification without prior notice.

The **aprilia** trademark is the property of Piaggio & C. S.p.A.

Your nearest dealer:



A rider in a black jacket and white helmet leans into a turn on a white and gold Aprilia Dorsoduro 1200 motorcycle. The background is a blurred racetrack with signs for '12000', 'DORSODURO', and '12000'.

aprilia

DORSODURO
1200

DORSODURO
1200 ATC/ABS

**FLEXTRA
FUN!**

DORSODURO

12000