

**SUPER**  
BIKE  
**SUPER**  
SCOOTER

**aprilia**<sup>®</sup>

**SRV** 850

aprilia

**SRV**  
850



# SUPER BIKE



**IF POWER, SPORTINESS AND ABSOLUTE EXCITEMENT ARE YOUR WORLD, SRV 850 IS THE SCOOTER FOR YOU.**

Born out of the experience of decades of victories on the track, ready to dominate traffic every day on your daily commute and in your free time. Twin cylinder V 90° engine, triple headlight, aerodynamics design in wind tunnel, hi-tech treated surface: every detail shows the winning experience and unmistakable style of Aprilia, world SBK champion. SRV 850: beyond the scooter frontier.

# SUPER SCOOTER

aprilia®






# SUPER PERFORMANCE

SRV 850 is the scooter with the most powerful twin cylinder V 90° engine on the market: with 76 HP and torque at the absolute top of its category. Equipped with 4 valves per cylinder and double ignition, it is exceptionally reliable, smooth and efficient, maintaining an emissions level in line with the strictest parameters: even from this point of view, SRV 850 is in front of the rest.

Maximum power, but also maximum agility and control: this is the SRV 850 philosophy. The transmission assembly is designed to facility entry into turns, decreasing the gyroscopic effect. The elastic mounting of the engine reduces vibrations, all to the advantage of comfort and riding pleasure. Spirited and technological, the racing style exhaust system completes the uncompromising and sporty personality of the SRV 850.



## ADVANCED ELECTRONICS


The innovative ECU optimises management of the mixture for each of the two cylinders, achieving unparalleled elasticity and progressiveness.

SRV  
850



## VISIBLE CHAIN

The impressive and sophisticated Z-Ring Regina chain is a prestigious motorcycle style component directly from the racing world.



## COUNTER ROTATING POWER PLANT

The engine and the transmission rotate the opposite direction of the wheels in order to reduce rotating inertia and facilitate the sporty ride.

## 2 INTO 1 INTO 2 EXHAUST

Completely separate from the frame to reduce vibrations, it is equipped with a heat shield plate for the passenger.



# V90°



SRV  
650





# SUPER HANDLING

Achieving maximum chassis rigidity to emphasise the irrepressible performance of the engine: another challenge which has been brilliantly overcome by Aprilia designers. You can lean into turns as if you were on a motorcycle and count on exceptional road holding in any situation: SRV 850 gives you sport riding pleasure which has never been experienced before on a scooter.

aprilia®





SRV  
500





# SUPER COMPONENTS

The suspension also expresses all Aprilia's racing passion and technological excellence: from the rear swingarm in cast aluminium, adjustable to seven different positions to the aluminium fork with an impressive 41 mm diameter stanchion and optimum calibration to achieve perfect control in turns and braking. Contributing to the riding precision and road holding are the wheel rims, with five hollow spokes, and the radial tyres (120/70 on the front and 160/60 on the rear).



## INSTRUMENT PANEL

The dashboard is a proper on board computer which combines the spirit of two large analogue speedometer and rpm indicator with a vast range of functions and information that can be viewed on the digital display simply by pressing the "mode" button: double trip odometer, total odometer, service LED, radiator temperature and much more.

## SPORTS TOP FAIRING

Inspired by the racing world and wind tunnel tested.




## PRESSED ALUMINIUM HALF-HANDLEBARS

With absolutely racing style grips.

## PARKING BRAKE

Engaged with a practical lever located behind the shield: an extra convenience.



## ULTRA RIGID FRAME

Realised with double cradle architecture and reinforcing elements, it ensures stability which is practically double that of a traditional scooter.


## HELMET COMPARTMENT

Can hold a full face helmet and has internal lighting.



## BRAKING POWER

Front brake with Brembo Gold Edition double piston floating callipers, 300 mm brake discs and levers adjustable to 4 different positions: maximum safety and sportiness.





# SUPER STYLE

The SRV 850 design shares the same sport DNA as the Aprilia “superbike” and is born out of the same passion for racing and top notch performance. A personality that comes through strongly in every detail: from the triple headlight assembly to the dynamic air intakes and the rear-view mirrors with built-in turn indicators.

In turn, the large saddle, covered in hi-tech fabric, recalls the design of the Aprilia super sport bike without sacrificing comfort for the rider and passenger. The SRV 850 lines close with a charismatic and aggressive LED headlight assembly, inspired by the Aprilia super motard: another visible reminder of an unrivalled sport bike, both on the track and on city streets.



# SUPER ACCESSORIES



The pleasure of riding the SRV 850 reaches new levels with original and exclusive accessories, specifically designed to enrich its comfort and look.

- Top box
- Touring Windshield
- GPS Navigator Mounting Bracket
- Leg cover
- Arrow Exhaust
- Carbon-look parts
- Anodised aluminium footrest
- Scooter cover
- Handlebar antitheft and electronic antitheft
- Carbon fibre Racing helmet with Aprilia colours





# SRV 850

RACING WHITE



COMPETITION BLACK



Engine	90° V-twin engine, 4-stroke
Engine capacity	839.3 cc
Bore x stroke	88 mm / 69 mm
Power	76 CV @ 7,750 rpm
Torque	76.4 Nm @ 6,000 rpm
Valve timing system	Single overhead camshaft (SOHC) - 4 valves per cylinder
Fuel system	Electronic injection with Ø 38 mm single body
Cooling	Liquid with three-way thermostat
Lubrication	Dry sump with double trochoid lobe pump
Transmission	CVT with torque server
Clutch	Automatic dry centrifugal clutch with vibration dampers
Chassis	Double cradle in high strength tubular steel
Front suspension	41 mm diameter hydraulic telescopic fork with straight stanchions and set-back pin (122 mm wheel vertical travel)
Rear suspension	With laterally mounted, horizontal, hydraulic monoshock. Seven-position spring preload adjustment.
Front brake	Double, 300 mm semi-floating stainless steel discs with two Brembo double piston 28 mm floating callipers.
Rear brake	280 mm Ø stainless steel disc and 25.4 mm Ø double piston calliper
Front wheel rim	Aluminium alloy 16" x 3.50
Rear rim wheel	Aluminium alloy 15" x 4.50
Front tyre	Tubeless 120/70-R16" - 57H
Rear tyre	Tubeless 160/60-R15" - 67H
Length/Width	2,237 mm / 790 mm
Wheelbase	1,593 mm
Seat height	780 mm
Fuel tank capacity	18.5 litres
Kerb weight	249 kg
Emissions compliance	Euro 3



**SRV 850 is an environmentally friendly vehicle compliant with Euro 3 regulations for exhaust and noise emissions.**

Drive safely always wearing a helmet and protective clothing. Observe the laws of the road and respect the environment. Carefully read the owners' handbook. Photographs, technical data, specifications and colours shown in this brochure refer to the Italian market version and may be subject to change without prior notice. Ask your official Aprilia dealers for full details. In order to maintain your machine in a safe and efficient manner, always demand official Aprilia Spare Parts, which are guaranteed by Aprilia Quality Service in respect of current legislation. E & O E. Aprilia offers Aprilia Road Assistance, a call centre available 24 hours a day for information and road rescue. E. & O.E. Aprilia reserves the right to change colour/specification without prior notice.

The **aprilia** trademark is the property of Piaggio & C. S.p.A.

[www.aprilia.com](http://www.aprilia.com)

